


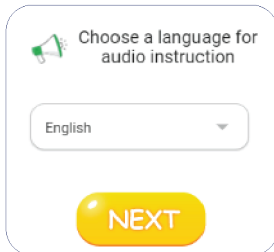
BUZZLE APP GUIDELINES FOR PARENTS

If you are already a user kindly uninstall the buzzle app and reinstall it.



Install the 'Chrysalis Buzzle' app on your android/ios - mobile or tablet from Google Play Store or App Store

- 2 Choose your language in the following screen.



- 3 Click on 'Register a new student'.

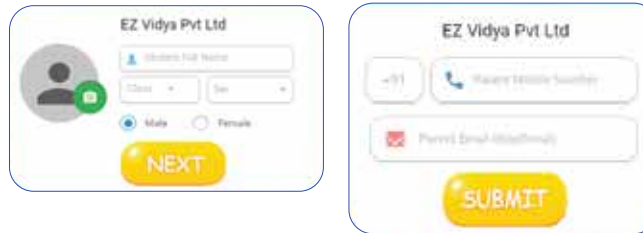


- 4 License key for parents


AYCZTC

License key validity
April 1st 2020 to March 30th 2021.

- 5 Fill in the required information fields and click on 'Submit'



6



- 7 Scan a Buzzle code or type the code from the studio.

[or]
If you don't have the book, click on **Don't have book** option, select a subject and select the first activity.



8

To add or switch a user account, click on the 'Settings' icon on the top left of the screen.



What is Buzzle?

Buzzle is a mobile app that acts as digital companion to ThinkRoom, by creating additional opportunities for students to reinforce their Thinkroom learning.

Why Buzzle?

In a classroom packed with students, where individual attention to every student is a challenge, students can use engaging technology to reinforce their understanding of topics taught in their Thinkroom.

How does it work?



Every lesson has Buzzle triggers. These are points in the lesson where extended learning can happen. When your child activates the code, they get access to new content in the form of audio, video or any of the 16 game engines that help your child learn the topic better.

For support, call 9884488580

**Support number is reachable on weekdays between 9AM to 7PM. If a call is placed beyond that time, and there is no response you will receive a call back next morning.*



**BUZZLE APP GUIDELINES
FOR PARENTS**



thinkroom